

STUDENT SATISFACTION SURVEY

REPORT 2020-2021



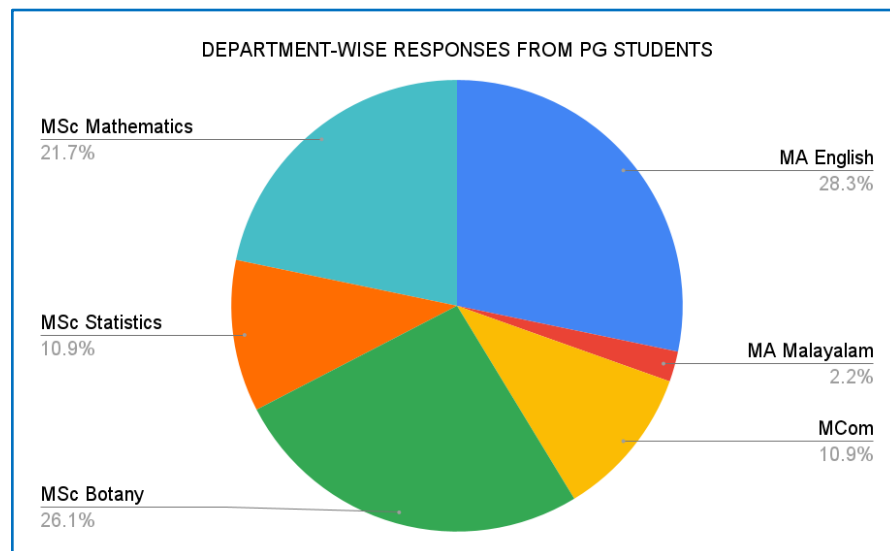
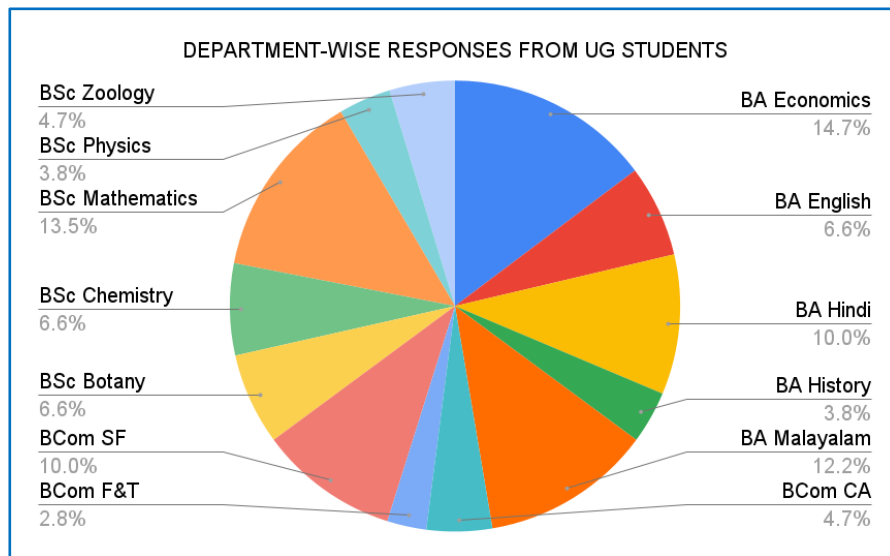
St Thomas College Kozhencherry
INTERNAL QUALITY ASSURANCE CELL

STUDENT SATISFACTION SURVEY REPORT

INTRODUCTION

To improve the teaching, learning, and evaluation processes, a Student Satisfaction Survey was undertaken among students. Students' responses were recorded by sending Google forms comprising thirteen questions. A total of 365 responses were received from students of both undergraduate and postgraduate programmes. The data received on different aspects of teaching, learning, and evaluation have been compiled into this student satisfaction survey report.

DEPARTMENT-WISE CATEGORISATION OF STUDENTS' RESPONSES



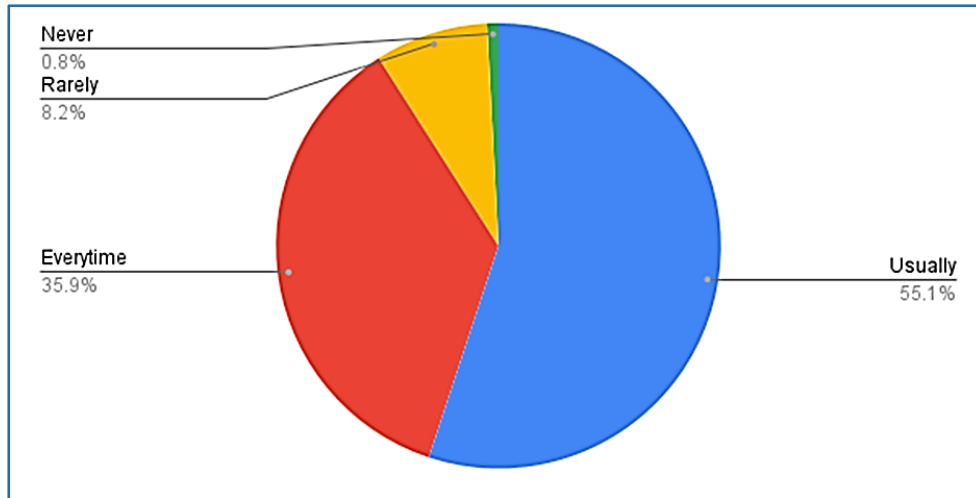
STUDENT SATISFACTION SURVEY REPORT

Report evaluation criteria

- ❖ Percentage of students who responded strongly in favour of each question was analysed and considered for rating performance of teachers and satisfaction of students.
- ❖ Teachers Performance Rating
 - Above 90% - Very Good Performance
 - Between 80-90% - Good Performance
 - Between 75-80% - Satisfactory
 - Below 75% - Need much improvement
- ❖ Student Satisfaction Rating
 - Above 90% - Best
 - Between 80-90% - Better
 - Between 75-80% - Good
 - Below 75% - Satisfactory

STUDENT SATISFACTION SURVEY REPORT

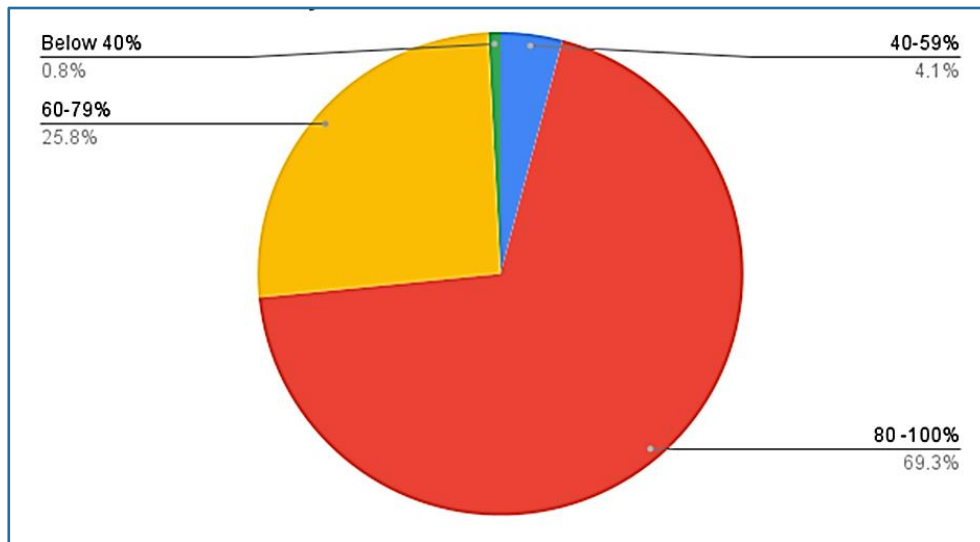
Question 1: Are the course outcomes and programme outcomes explained to you by the faculty?



Inference

- Percentage of students responded strongly in favour of this question: 91%
- Rating: **Very Good**

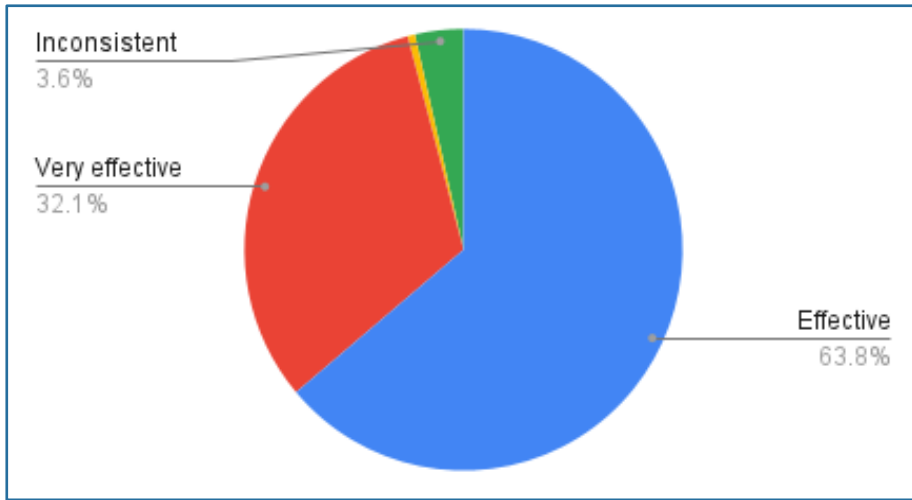
Question 2: How much of the syllabus was covered in the class?



Inference

- Percentage of students responded strongly in favour of this question: 69.3%
- Rating: **Need much improvement**

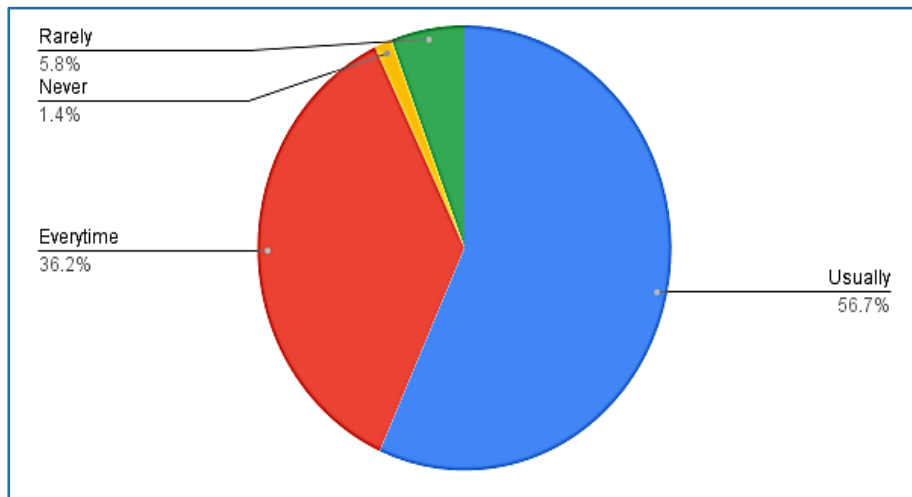
Question 3: How effectively do the faculty communicate the content of the courses they teach?



Inference

- Percentage of students responded strongly in favour of this question: 95.9%
- Rating: **Very Good**

Question 4: Do teachers use examples and applications to explain concepts in order to make the course interesting and relevant?

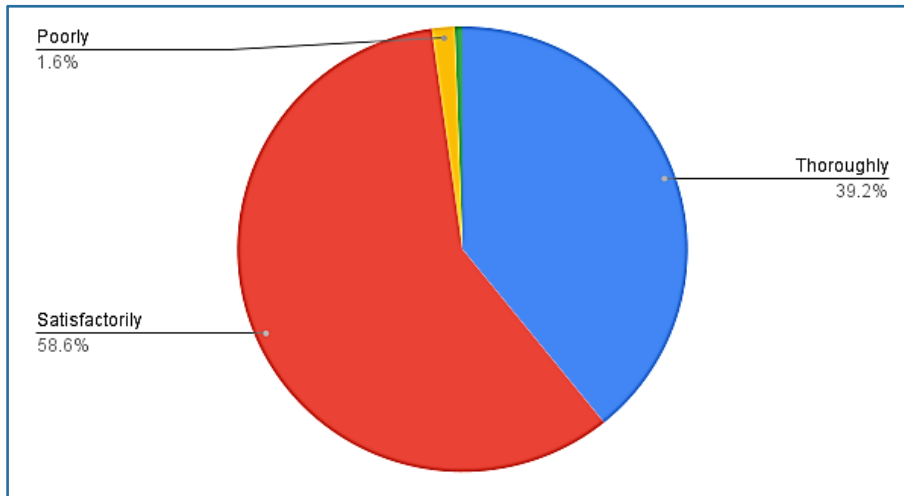


Inference

- Percentage of students responded strongly in favour of this question: 92.9%
- Rating: **Very Good**

STUDENT SATISFACTION SURVEY REPORT

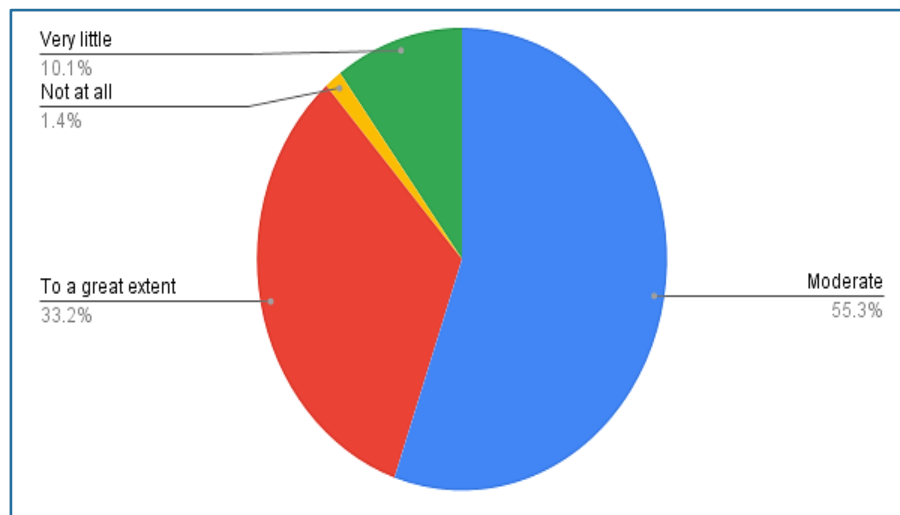
Question 5. How well do you think the faculty prepare for the classes?



Inference

- Percentage of students responded strongly in favour of this question: 39.2%
- Rating: **Need much improvement**

Question 6: Are student-centric methods, like participative learning and problem-solving methods used for enhancing the learning process?

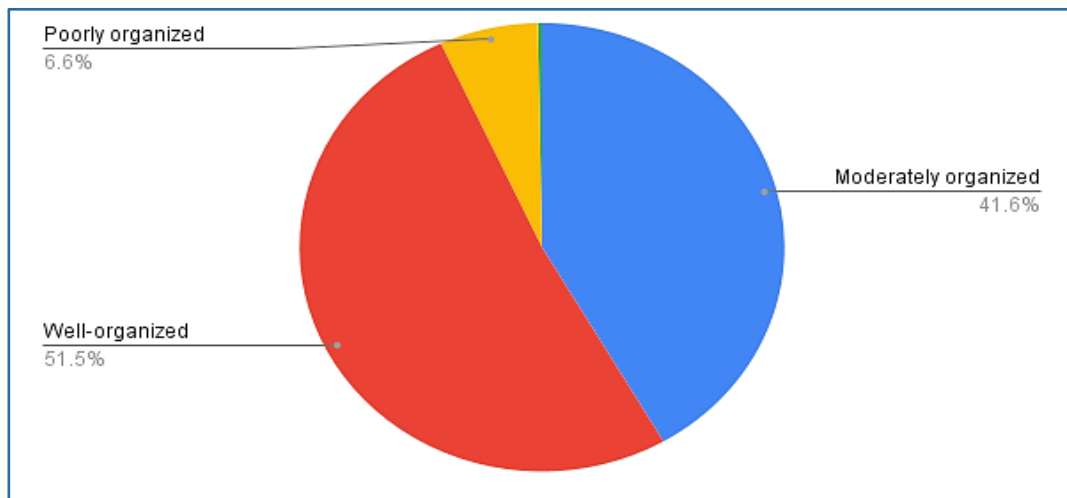


Inference

- Percentage of students responded strongly in favour of this question: 88.5%
- Rating: **Good**

STUDENT SATISFACTION SURVEY REPORT

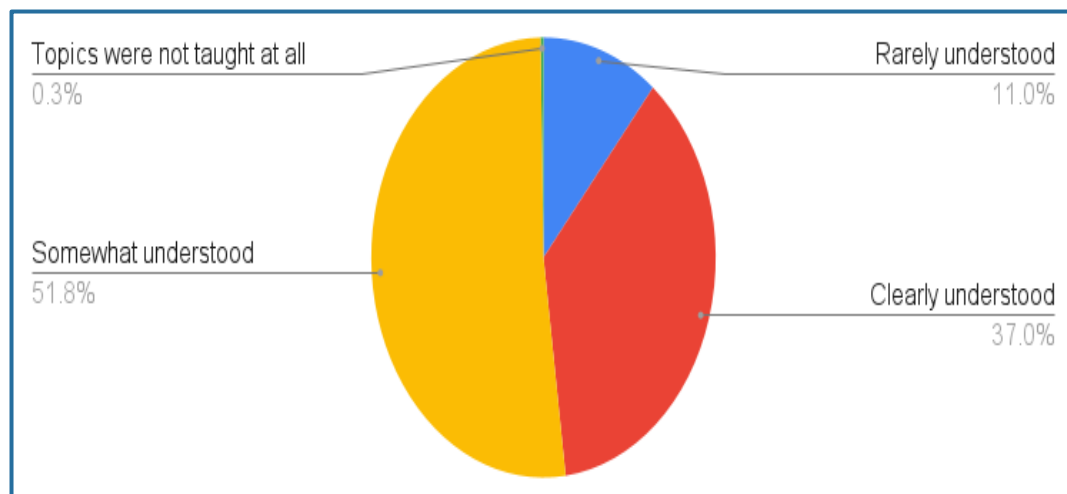
Question 7. How organised were the online classes during the Covid 19 period?



Inference

- Percentage of students responded strongly in favour of this question: 51.5%
- Rating: **Need much improvement**

Question 8: The topics covered during the online classes were...

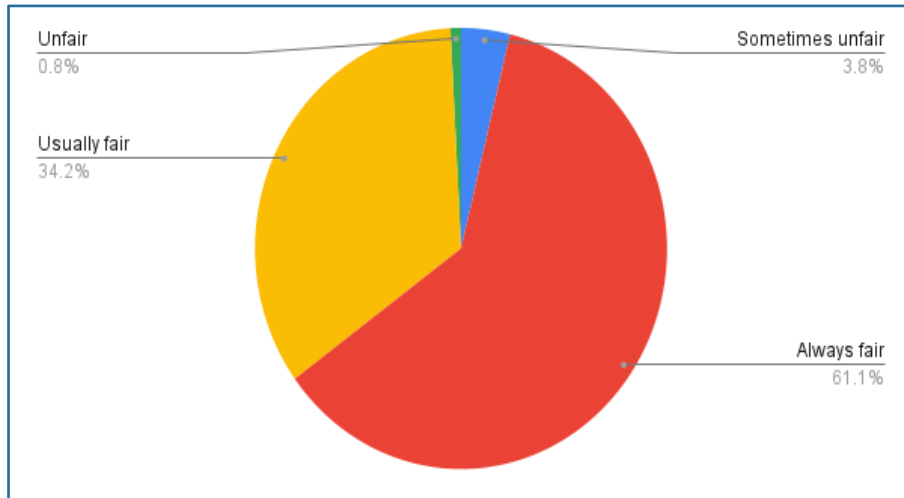


Inference

- Percentage of students responded strongly in favour of this question: 88.8%
- Rating: **Good**

STUDENT SATISFACTION SURVEY REPORT

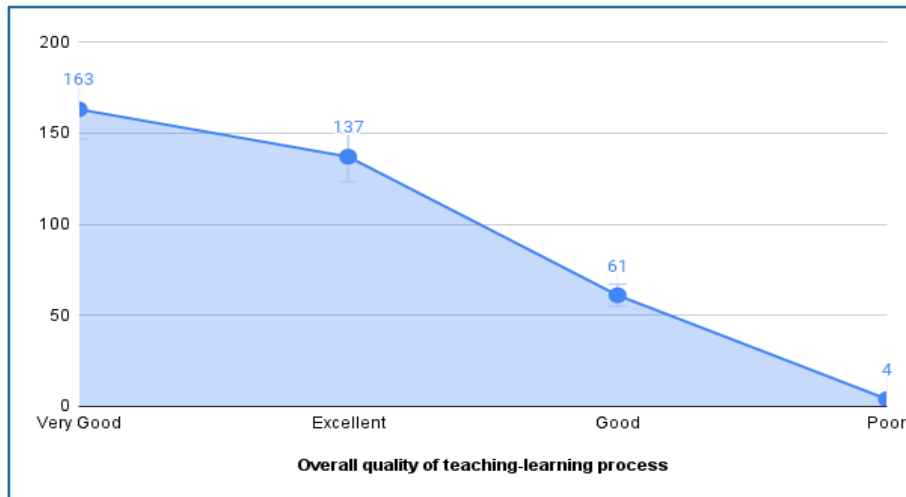
Question 9: Is the evaluation of the internal examination/assignment/seminar fair?



Inference

- Percentage of students responded strongly in favour of this question: 95.3%
- Rating: **Very Good**

Question 10: How do you rate the overall quality of teaching-learning process in your college?

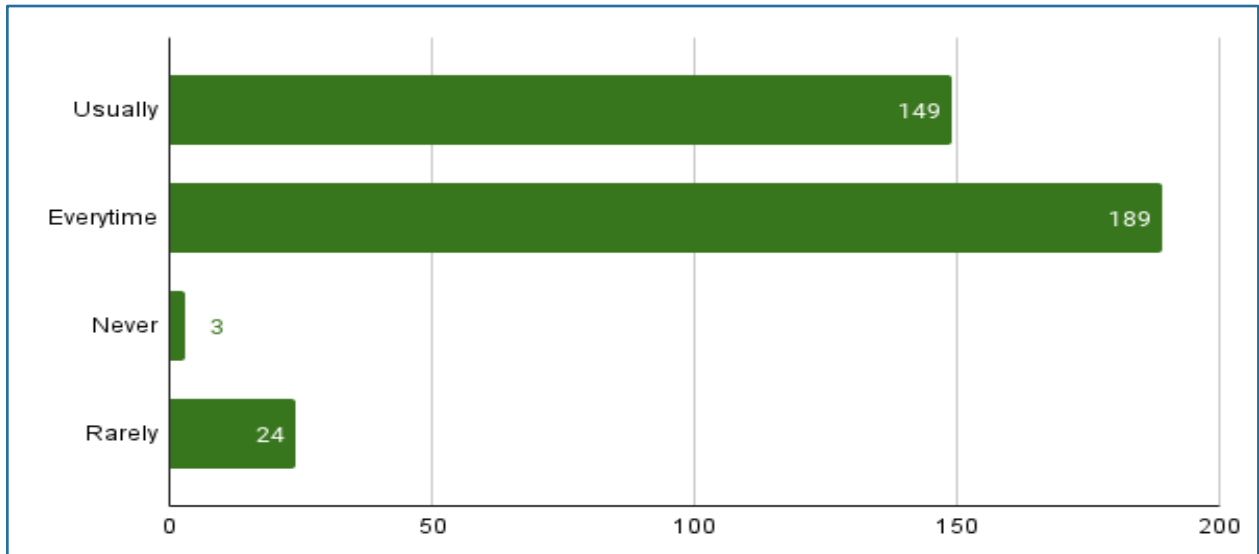


Inference

- Percentage of students responded strongly in favour of this question: 82.19%
- Rating: **Good**

STUDENT SATISFACTION SURVEY REPORT

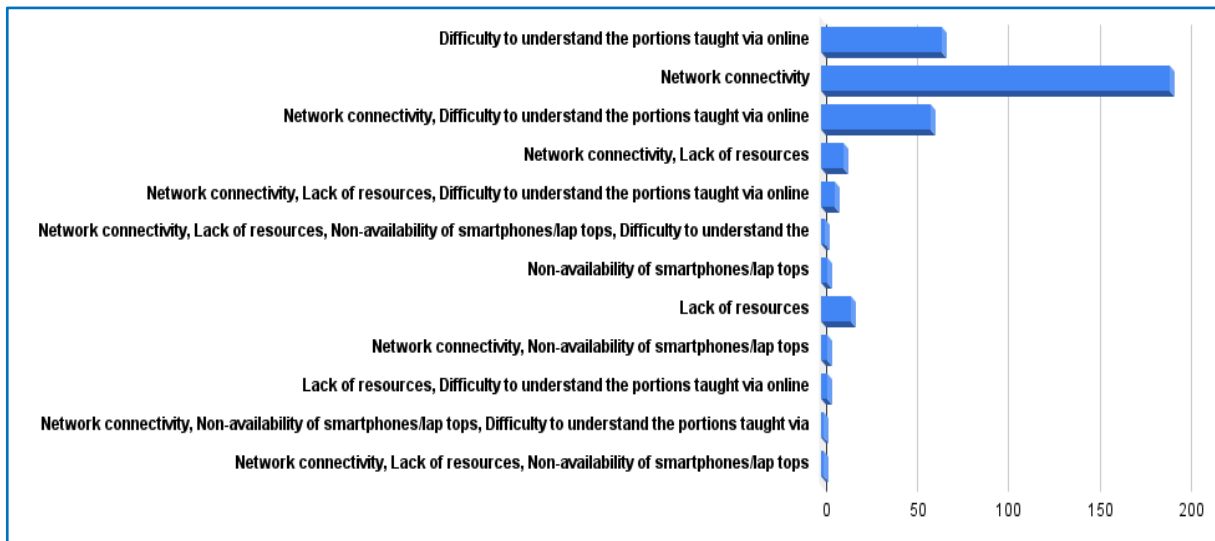
Question 11: Are the teachers open and available for academic guidance and mentoring after online class?



Inference

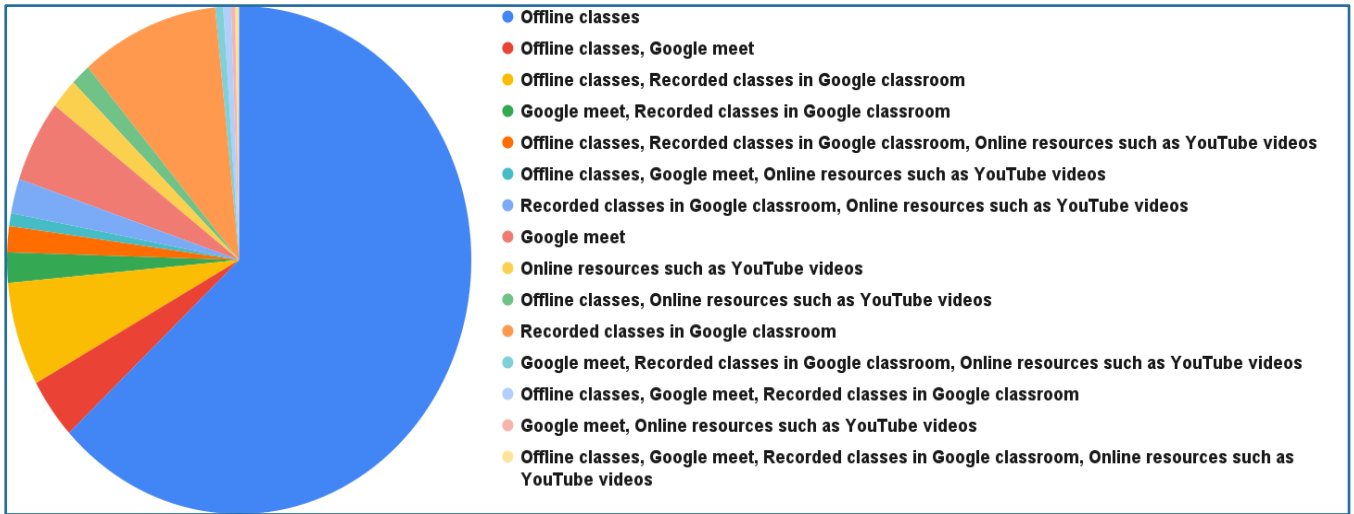
- Percentage of students responded strongly in favour of this question: 92.6%
- Rating: **Very Good**

Question 12: The main problem/s faced in online education



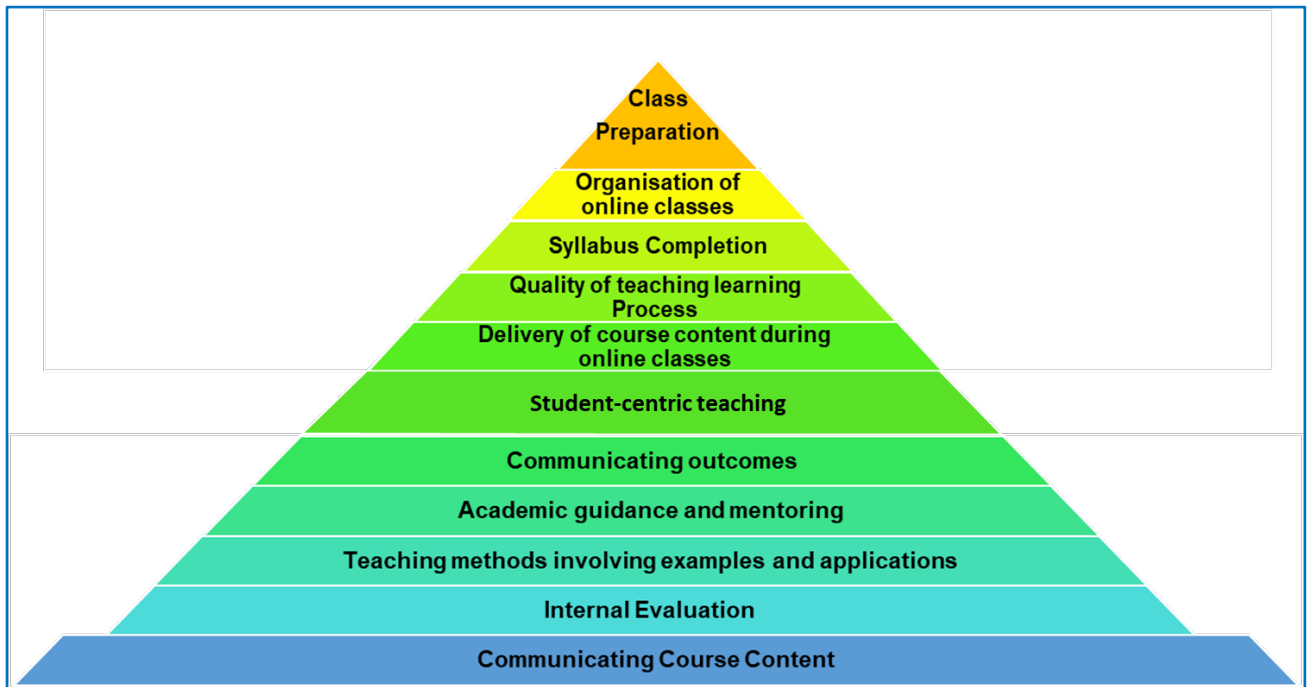
STUDENT SATISFACTION SURVEY REPORT

Question 13: The main problem/s faced in online education

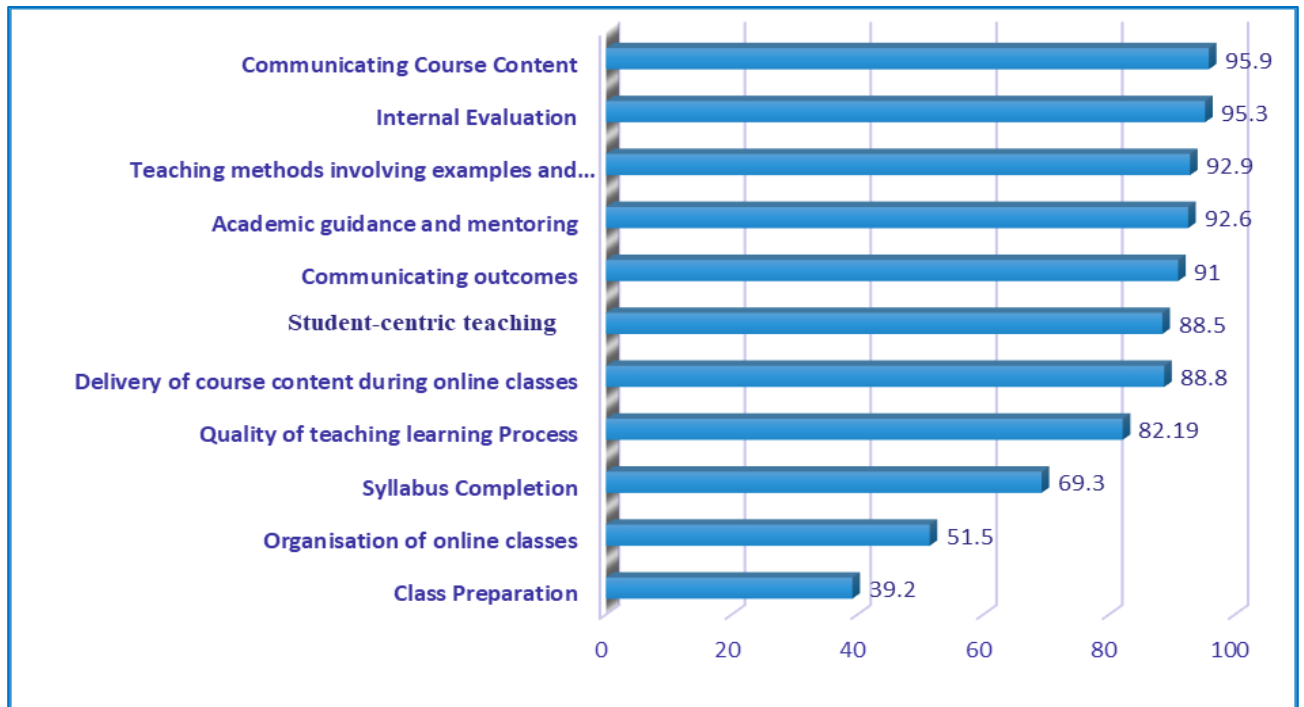


STUDENT SATISFACTION SURVEY REPORT

STATUS PYRAMID OF TEACHING LEARNING AND EVALUATION CRITERIA (Strong to Weak from Bottom to Top)



OVERVIEW OF TEACHING, LEARNING AND EVALUATION PERFORMANCE



STUDENT SATISFACTION ON VARIOUS ASPECTS OF TEACHING, LEARNING AND EVALUATION

1. AREAS WHICH ARE RATED BEST

Communicating outcomes

Academic guidance and mentoring

Teaching methods involving examples and applications

Internal evaluation

Communicating course content

2. AREAS WHICH ARE RATED BETTER

Quality of teaching-learning process

Delivery of course content during online classes

Student-centric teaching

3. AREAS WHICH ARE RATED GOOD

Class preparation

Organisation of online classes

Syllabus completion

STUDENT SATISFACTION SURVEY REPORT

CONCLUSION

The student satisfaction survey has helped to understand the strength and weakness of the teaching, learning and evaluation process in the institution. Result of the survey points out the need to concentrate more on the areas such as class preparation, organisation of online classes, and syllabus completion. At the same time students are gratified with areas such as quality of teaching-learning process, delivery of course content during online classes, student-centric teaching, communication of outcomes, academic guidance and mentoring, teaching methods involving examples and applications, internal evaluation, and communicating course content. It reveals the interest of students in offline and blended mode of classes as compared to the complete online system. Network connectivity and difficulty of understanding portions taught via online teaching were reported to be major problems faced by students during online system employed as part of COVID-19 crisis.



A handwritten signature in green ink, appearing to be "Dr. Roy George K.", written over a faint grid background.

Dr. Roy George K.
Principal in Charge